

# 4-group Math™

by Kuske Math™

## Fun Pages

Step #4: Count Like Ten-man

Created by  
Lynn Kuske, M.Ed.

---

Name

Color the dots on Ten-man. Use one color.  
Trace the arrow.  
Point to each number as you count 1, 2.



Color the dots on Ten-man. Use one color.  
Trace the arrows.  
Point to each number as you count 1, 2, 3.



Color the dots on Ten-man. Use one color.  
Trace the arrows.  
Point to each number as you count 1, 2, 3, 4.



Color the dots on Ten-man. Use one color for the dots 1-4. Use a different color for dot 5.  
Trace the arrows.  
Point to each number as you count 1, 2, 3, 4, 5.



Color the dots on Ten-man. Use one color for the dots 1-4. Use a different color for dots 5 and 6.

Trace the arrows.


Point to each number as you count 1, 2, 3, 4, 5, 6.



Color the dots on Ten-man. Use one color for the dots 1-4. Use a different color for dots 5-7.

Trace the arrows.

Point to each number as you count 1, 2, 3, 4, 5, 6, 7.



Color the dots on Ten-man. Use one color for the dots 1-4. Use a different color for dots 5-8.


Trace the arrows.

Point to each number as you count 1, 2, 3, 4, 5, 6, 7, 8.





Color the dots on Ten-man. Use the same color for the dots 1-4 and dot 9.  
Use a different color for dots 5-8.  
Trace the arrows.  
Point to each number as you count 1, 2, 3, 4, 5, 6, 7, 8, 9.




Color the dots on Ten-man. Use the same color for the dots 1-4 and 9-10.

Use a different color for dots 5-8.

Trace the arrows.

Point to each number as you count 1, 2, 3, 4, 5, 6, 7, 8, 9, 10.



Color the dots on Ten-man. Use the same color for the dots 1-4 and 9-10.

Use a different color for dots 5-8.

Draw the arrows to show the Ten-man counting order.

Point to each number as you count 1, 2, 3, 4, 5, 6, 7, 8, 9, 10.

