

# 4-group Math™

by Kuske Math™

## Fun Pages

Combine the 4-group Number Patterns to  
make 9




Created by  
Lynn Kuske, M.Ed.


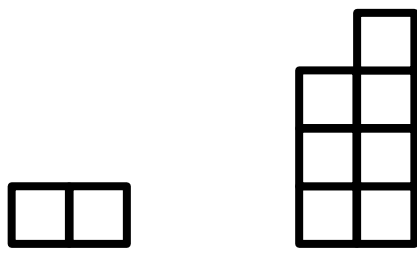

---


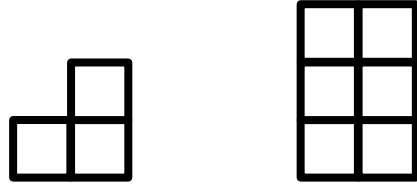

Name


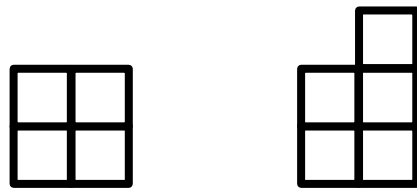

Use your "math eyes" to see how to make 9.

**USE TWO DIFFERENT COLORS ON THIS PAGE.**

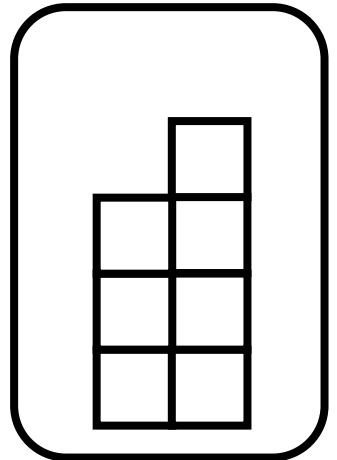


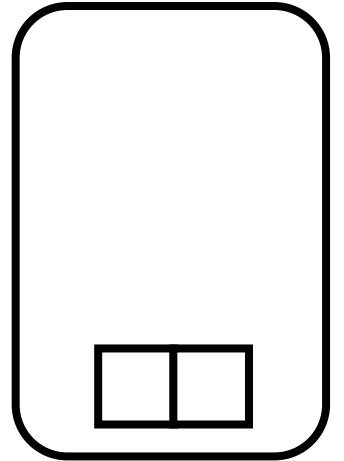
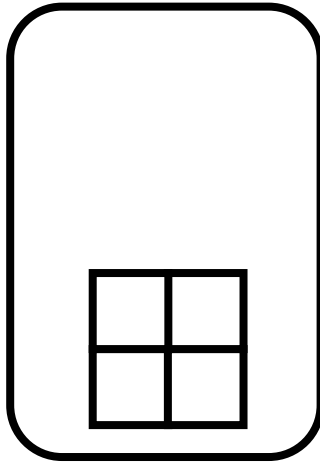
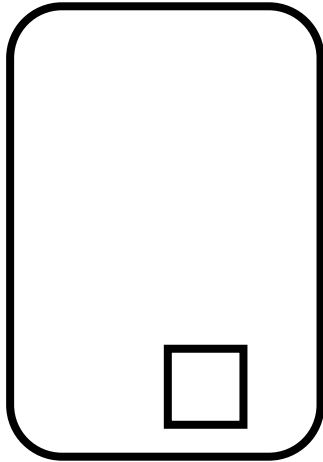
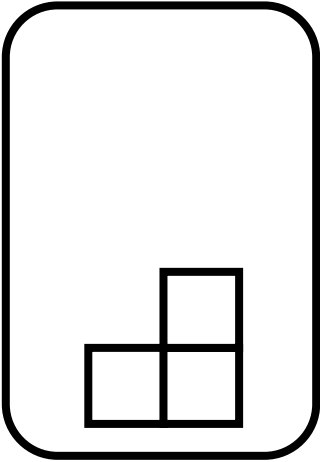
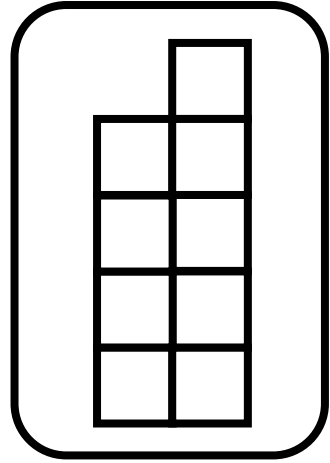
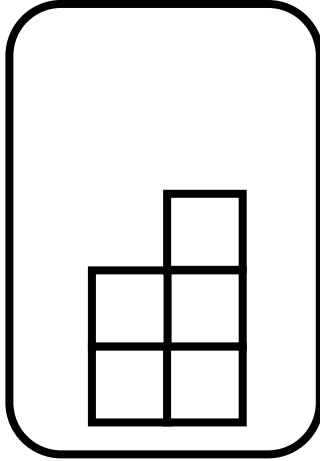

	<p><i>One and eight . . . or, eight and one . . .</i> Color the one and eight different colors.</p> <div style="text-align: center;">  <p><b>1 + 8 or, 8 + 1</b></p> </div>	<p>Color to show these partners of nine.</p> <div style="text-align: center;">  <p><b>9</b></p> </div>
---	--	---

	<p><i>Two and seven . . . or, seven and two . . .</i> Color the two and seven different colors.</p> <div style="text-align: center;">  <p><b>2 + 7 or, 7 + 2</b></p> </div>	<p>Color to show these partners of nine.</p> <div style="text-align: center;">  <p><b>9</b></p> </div>
---	--	---






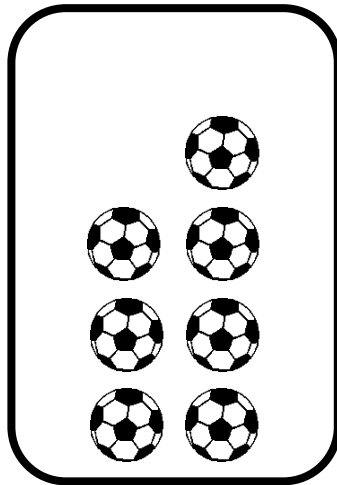

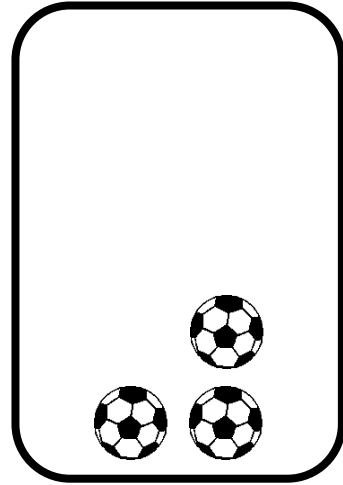
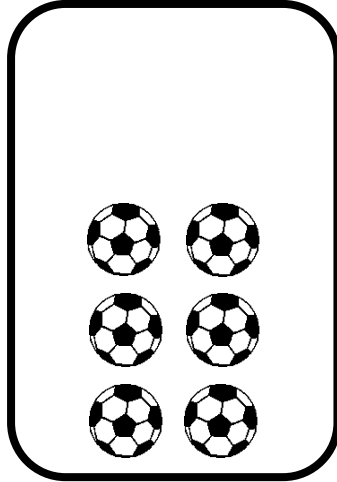
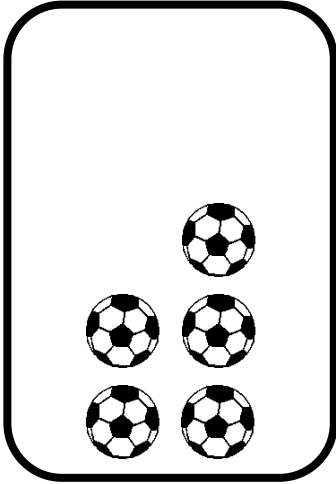
	<p><i>Three and six . . . or, six and three . . .</i> Color the three and six different colors.</p> <div style="text-align: center;">  <p><b>3 + 6 or, 6 + 3</b></p> </div>	<p>Color to show these partners of nine.</p> <div style="text-align: center;">  <p><b>9</b></p> </div>
---	--	---

	<p><i>Four and five . . . or, five and four . . .</i> Color the four and five different colors.</p> <div style="text-align: center;">  <p><b>4 + 5 or, 5 + 4</b></p> </div>	<p>Color to show these partners of nine.</p> <div style="text-align: center;">  <p><b>9</b></p> </div>
---	--	---





Color the number patterns to show which pictures go together to make 9.  
Use a different color for each combination that makes 9.


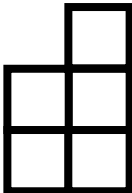

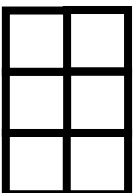





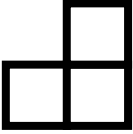
Color the number patterns to show which pictures go together to make 9.  
Use a different color for each combination that makes 9.







Circle and color two numbers that make 9. Use one color.

			
---	---	--	---


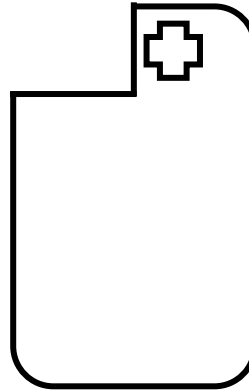
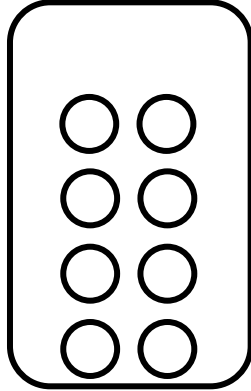
			
---	---	--	---

			
---	---	--	---

			
---	---	--	---


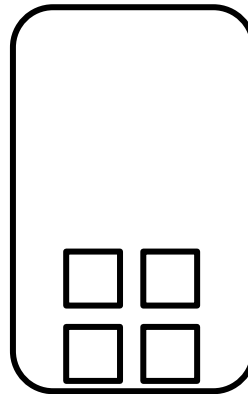
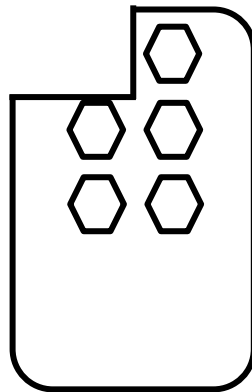
9

Color two cards that make 9. Use one color.




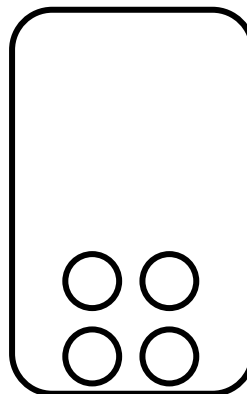
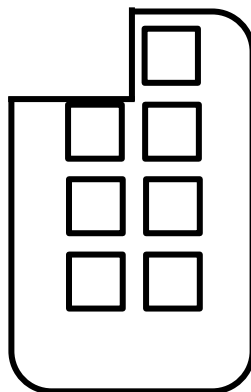
9

Color two cards that make 9. Use one color.



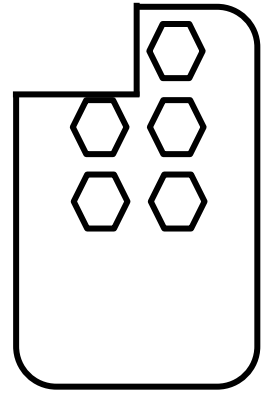
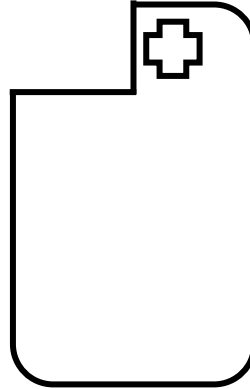

9

Color two cards that make 9. Use one color.



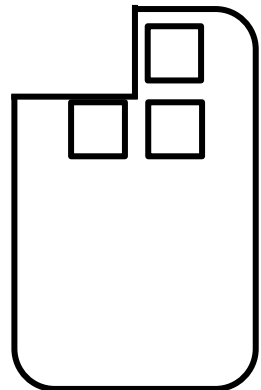
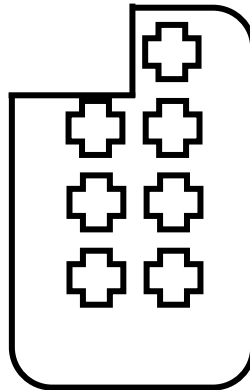
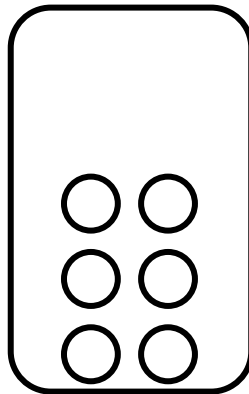
9

Color two cards that make 9. Use one color.



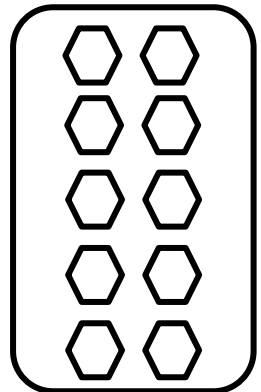

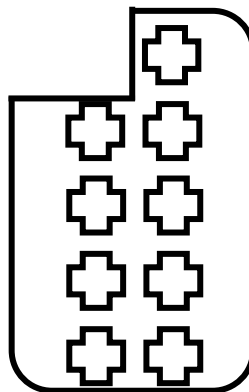
9

Color two cards that make 9. Use one color.












9






Color two cards that make 9. Use one color.








Color two pictures that will make 9 birds.






		
		





		
		







		
		



Draw or stamp pictures on the two rectangles to make 9.





Draw or stamp pictures on the two rectangles to make 9.



Draw or stamp pictures on the two rectangles to make 9.



Draw or stamp pictures on the two rectangles to make 9.



Draw or stamp pictures on the two rectangles to make 9.

