

4-group Math™

by Kuske Math™

Fun Pages

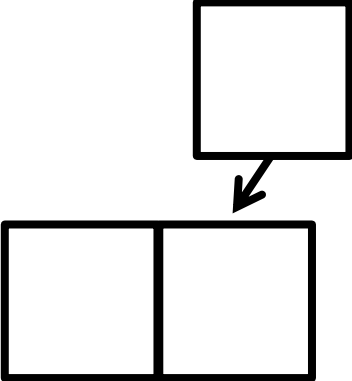

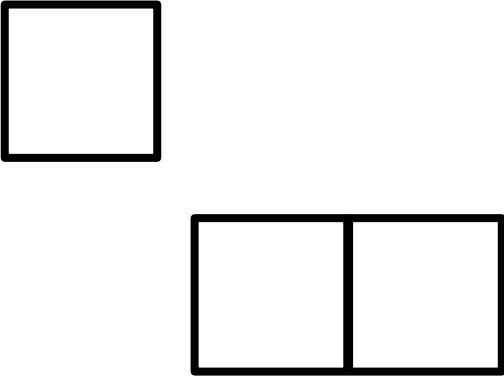

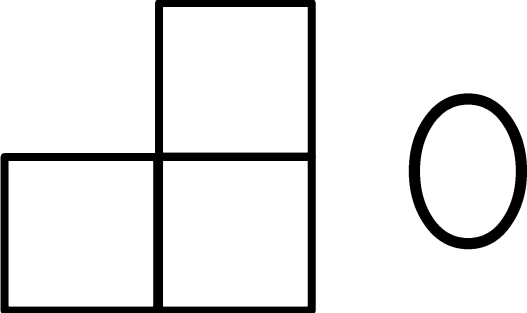

Step #8, Part 2: Combine the 4-group
Number Patterns to make 3

Created by
Lynn Kuske, M.Ed.


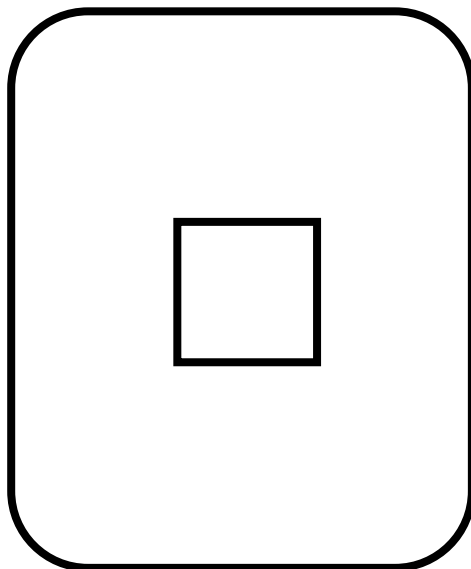
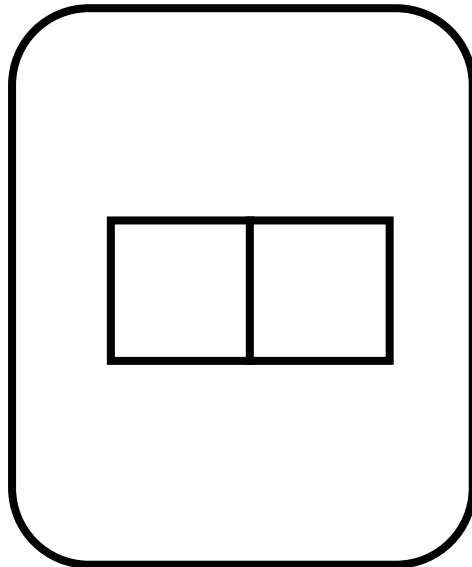
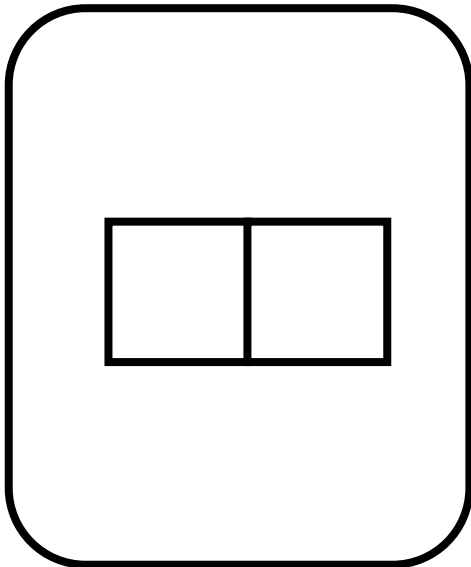
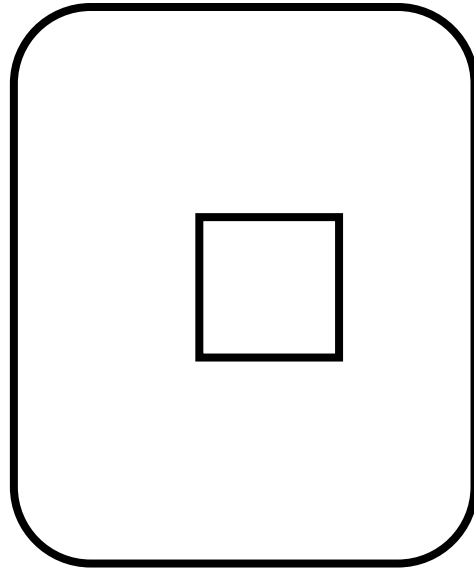
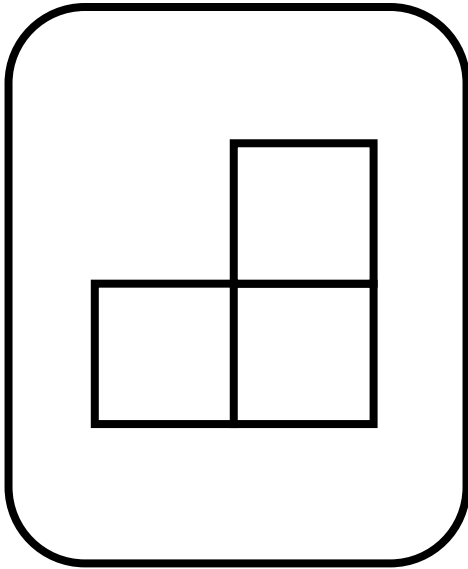
Name

Use your "math eyes" to see how to make 3.


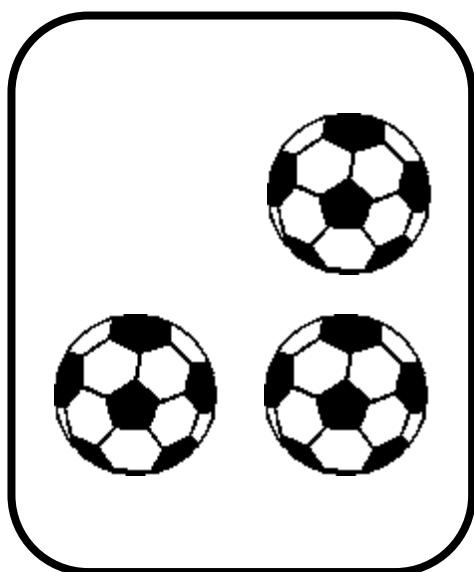

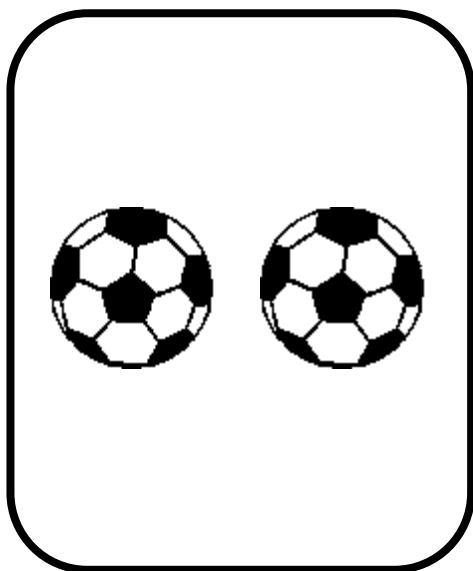


USE ONLY ONE COLOR ON THIS PAGE.

<p>3</p>	<p><i>One and two. . . or, two and one. . .</i> Color the one and two.</p>  <p>1 + 2 or 2 + 1</p>	<p><i>. . . make three.</i> Color the three.</p>  <p>3</p>
<p>3</p>	<p><i>One and two. . . or, two and one. . .</i> Color the one and two.</p>  <p>1 + 2 or, 2 + 1</p>	<p><i>. . . make three.</i> Color the three.</p>  <p>3</p>
<p>3</p>	<p><i>Three and zero. . . or, zero and three. . .</i> Color the three.</p>  <p>3 + 0 or, 0 + 3</p>	<p><i>. . . make three.</i> Color the three.</p>  <p>3</p>


Color the number patterns to show which pictures go together to make 3.
Use a different color for each combination that makes 3.



Color the number patterns to show which pictures go together to make 3.
Use a different color for each combination that makes 3.

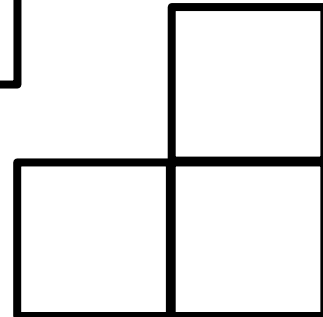



3




Circle and color two numbers that make 3. Use one color.


0




3



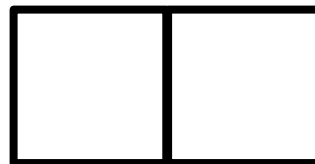

Circle and color two numbers that make 3. Use one color.



3

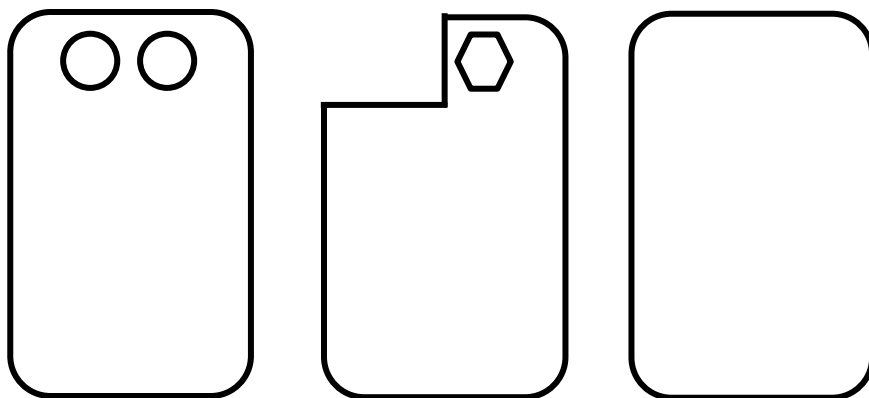


Circle and color two numbers that make 3. Use one color.



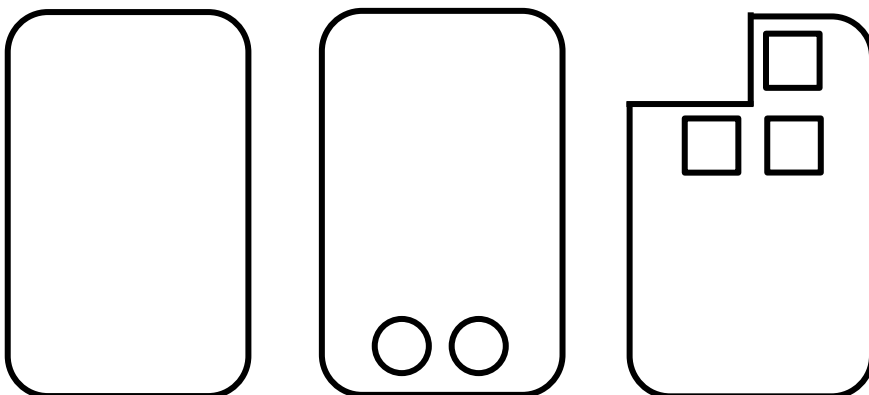
3

Color two cards that make 3. Use one color.



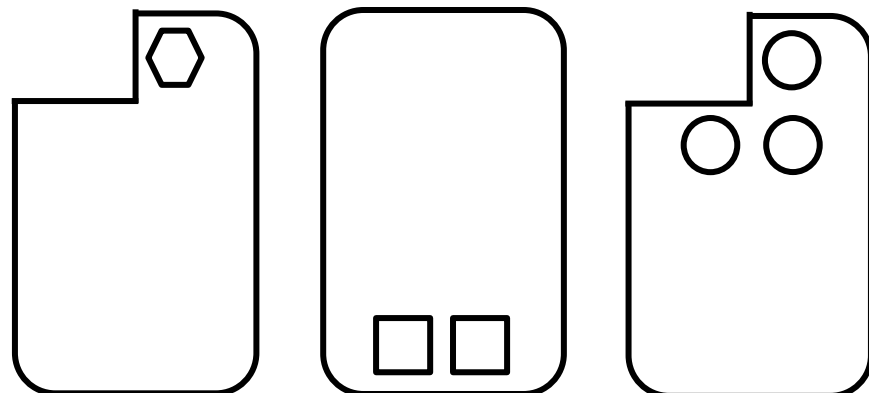
3




Color two cards that make 3. Use one color.









3

Color two cards that make 3. Use one color.





3	0	
		

3		0
		

3	0	
		

Draw or stamp pictures on the two cards to make 3.



Draw or stamp pictures on the two cards to make 3.

