

4-group Math™

by Kuske Math™

Fun Pages


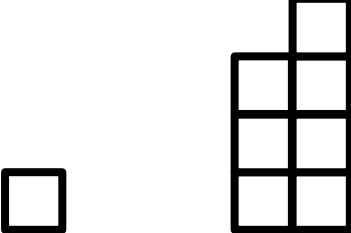

Combine the 4-group Number Patterns to
make 8


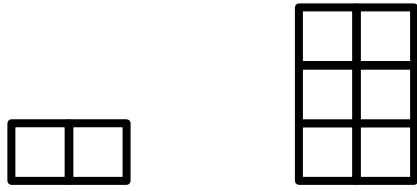

Created by
Lynn Kuske, M.Ed.


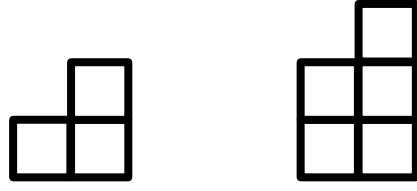

Name




Use your "math eyes" to see how to make 8.

USE TWO DIFFERENT COLORS ON THIS PAGE.

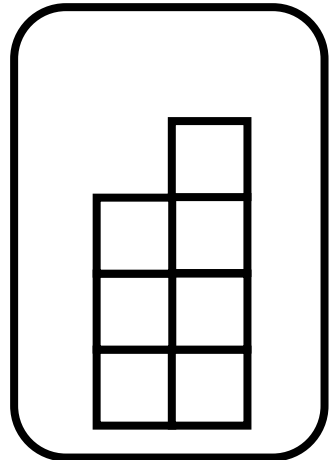
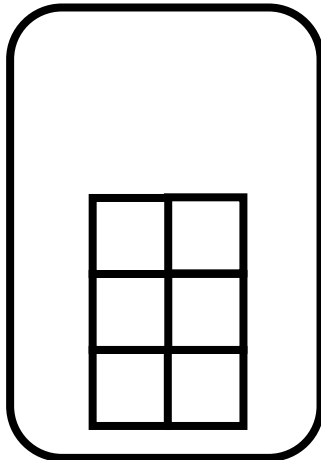

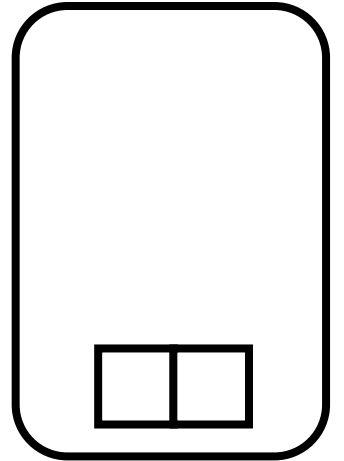
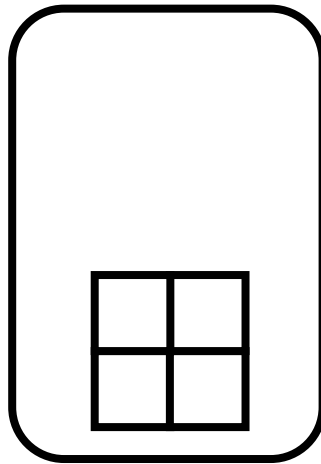
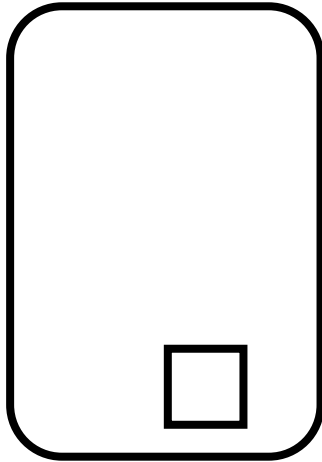
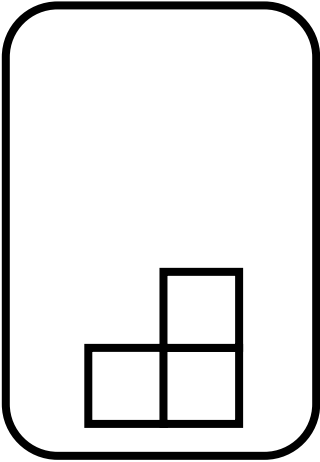

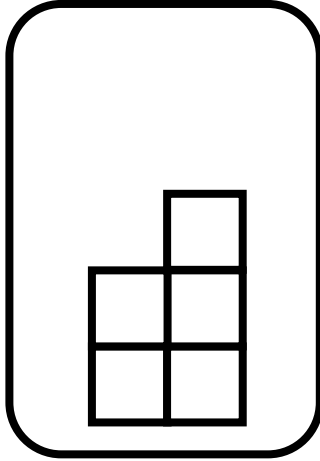

	<p><i>One and seven . . . or, seven and one . . .</i> Color the one and seven different colors.</p> <div style="text-align: center;">  <p>1 + 7 or, 7 + 1</p> </div>	<p>Color to show these partners of eight.</p> <div style="text-align: center;">  <p>8</p> </div>
---	--	--

	<p><i>Two and six . . . or, six and two . . .</i> Color the two and six different colors.</p> <div style="text-align: center;">  <p>2 + 6 or, 6 + 2</p> </div>	<p>Color to show these partners of eight.</p> <div style="text-align: center;">  <p>8</p> </div>
---	--	--



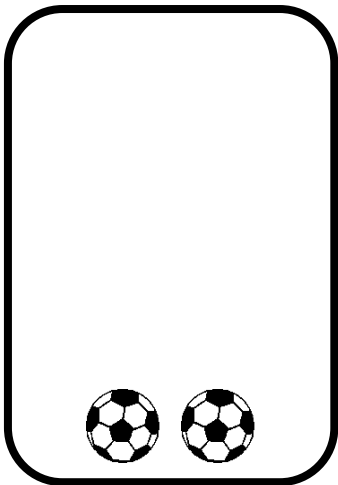


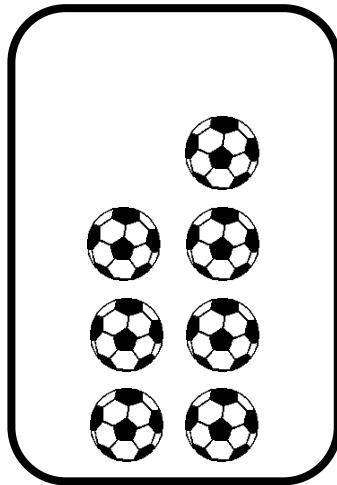
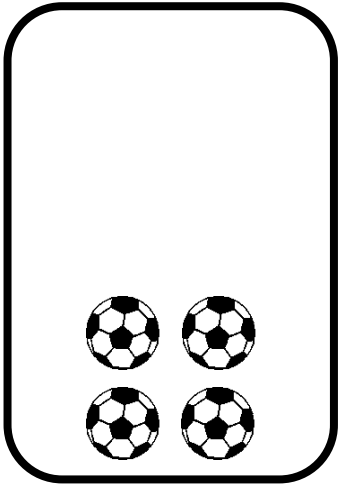
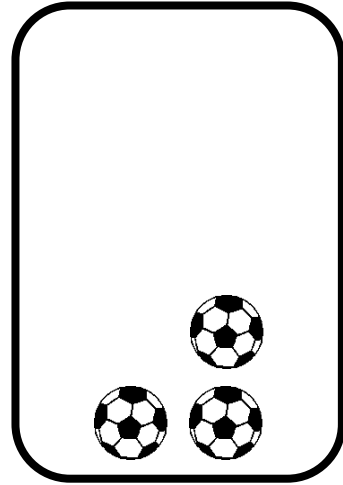
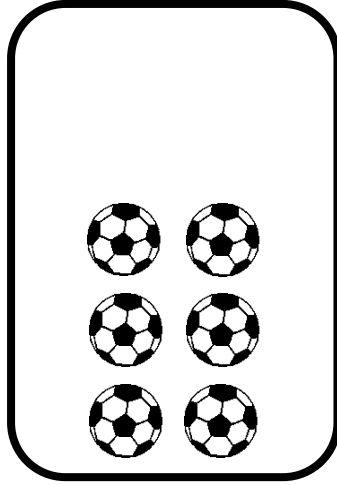
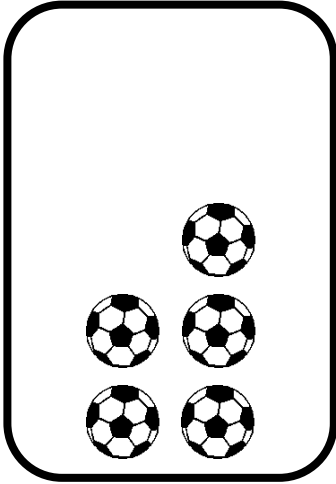
	<p><i>Three and five . . . or, five and three . . .</i> Color the three and five different colors.</p> <div style="text-align: center;">  <p>3 + 5 or, 5 + 3</p> </div>	<p>Color to show these partners of eight.</p> <div style="text-align: center;">  <p>8</p> </div>
---	---	--

	<p><i>Four and four . . .</i> Color the four and four different colors.</p> <div style="text-align: center;">  <p>4 + 4</p> </div>	<p>Color to show these partners of eight.</p> <div style="text-align: center;">  <p>8</p> </div>
---	--	--





Color the number patterns to show which pictures go together to make 8.
Use a different color for each combination that makes 8.


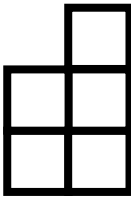
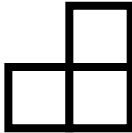





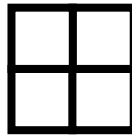
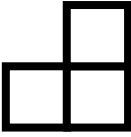
Color the number patterns to show which pictures go together to make 8.
Use a different color for each combination that makes 8.



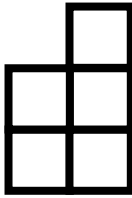



Circle and color two numbers that make 8. Use one color.

			
---	---	--	---

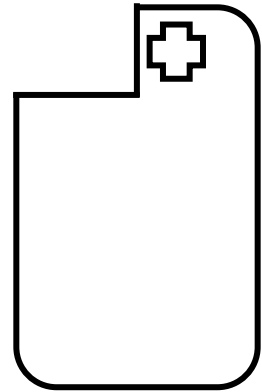
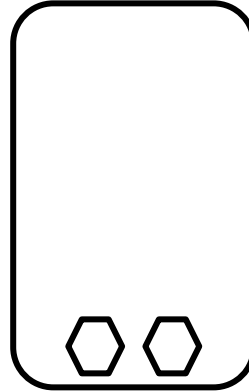
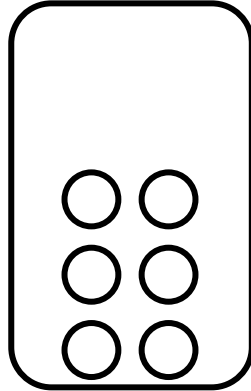
			
---	---	--	---

			
---	---	--	---

			
---	---	--	---

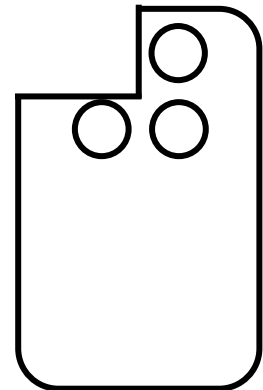
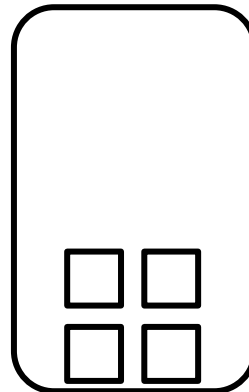
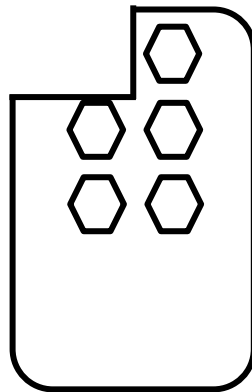
8

Color two cards that make 8. Use one color.



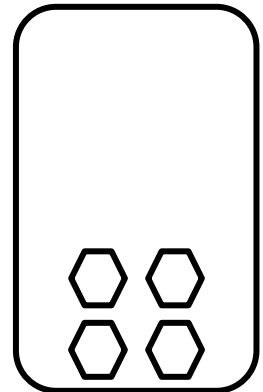
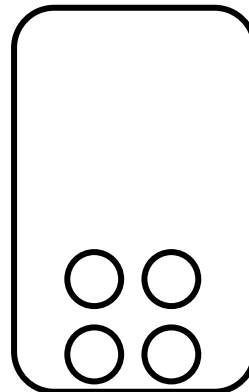
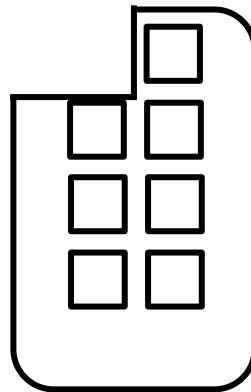
8

Color two cards that make 8. Use one color.



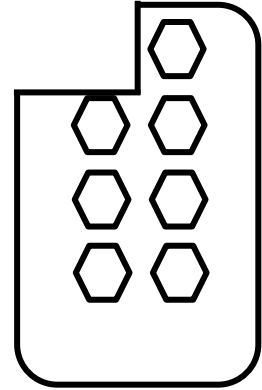
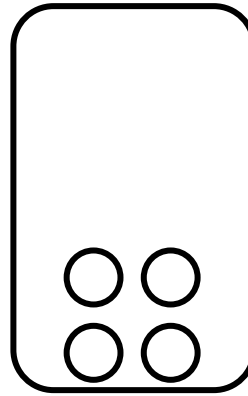
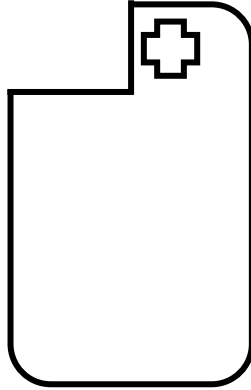
8

Color two cards that make 8. Use one color.



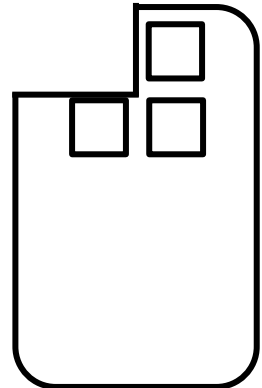
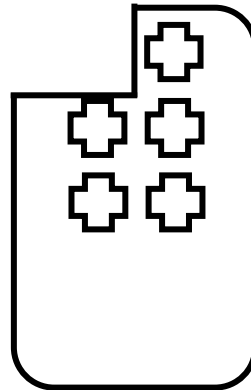
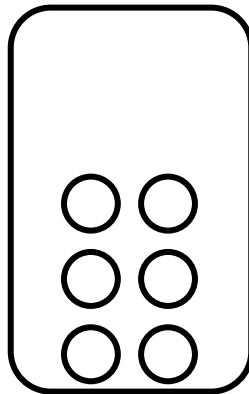
8

Color two cards that make 8. Use one color.



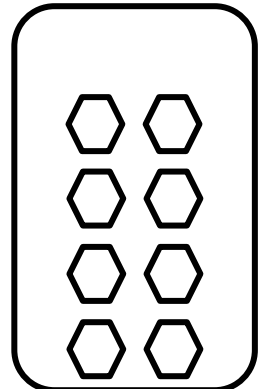

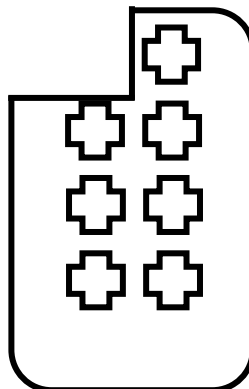
8

Color two cards that make 8. Use one color.










8





Color two cards that make 8. Use one color.













Color two pictures that will make 8 birds.





8		
		

8		
		



8		
		



		
		



Draw or stamp pictures on the two rectangles to make 8.





Draw or stamp pictures on the two rectangles to make 8.



Draw or stamp pictures on the two rectangles to make 8.



Draw or stamp pictures on the two rectangles to make 8.



Draw or stamp pictures on the two rectangles to make 8.

